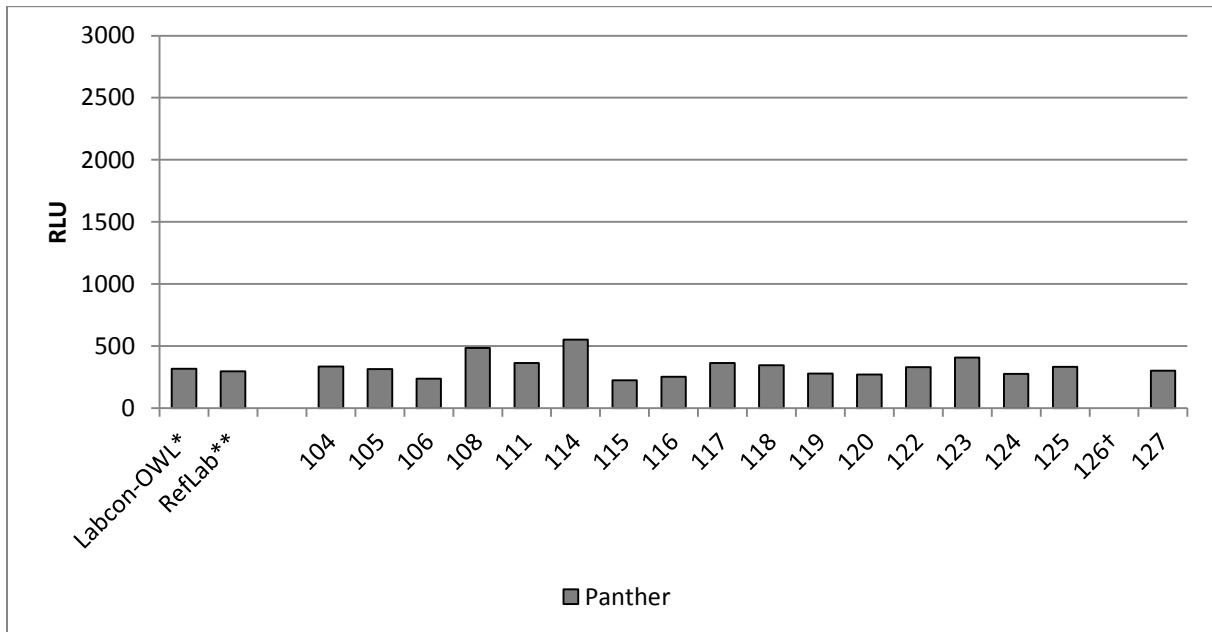




Overview EQA II/2015

Sample 2015-05: CT negative / NG positive



	RLU Panther
<b>Labcon-OWL*</b>	318
<b>RefLab**</b>	297
<b>104</b>	335
<b>105</b>	314
<b>106</b>	238
<b>108</b>	485
<b>111</b>	364
<b>114</b>	552
<b>115</b>	226
<b>116</b>	254
<b>117</b>	363
<b>118</b>	345
<b>119</b>	280
<b>120</b>	271
<b>122</b>	330
<b>123</b>	408
<b>124</b>	277
<b>125</b>	333
<b>126†</b>	1
<b>127</b>	303

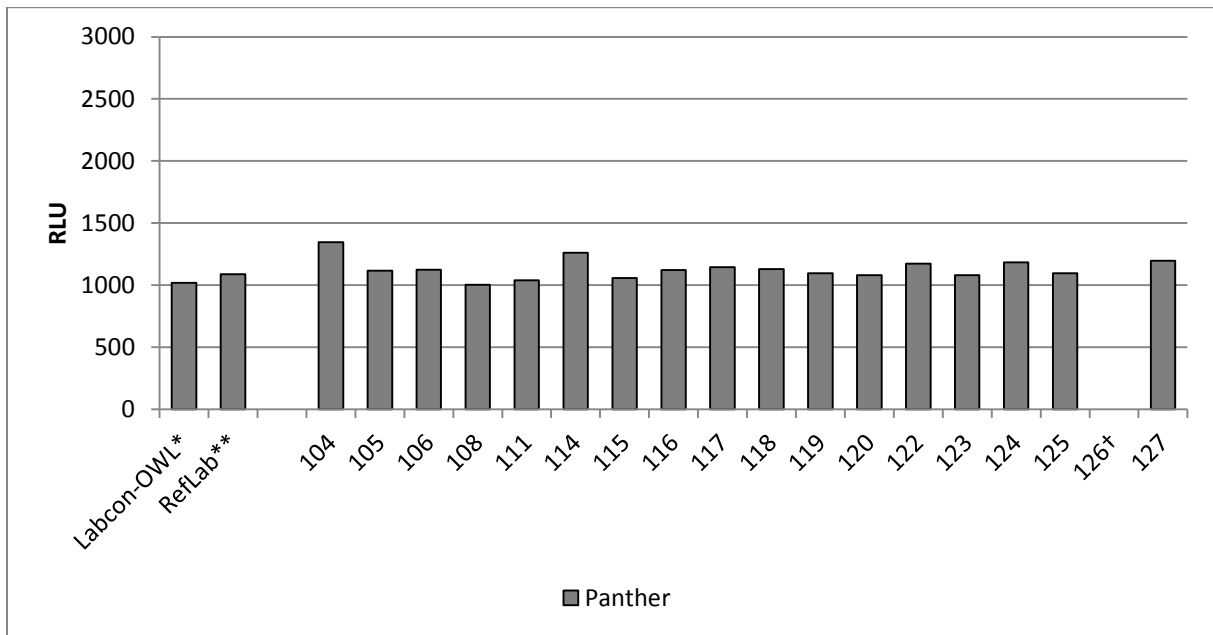
\*RLU value constantly monitored over the entire testing phase of the external quality assessment by Labcon-OWL

\*\*External Reference Laboratory in Germany

†Results for Aptima single tests of CT, not included in the diagram



Sample 2015-06: CT positive / NG negative



	RLU Panther
Labcon-OWL*	1020
RefLab**	1089
104	1346
105	1117
106	1124
108	1004
111	1039
114	1261
115	1057
116	1122
117	1146
118	1131
119	1096
120	1082
122	1173
123	1082
124	1184
125	1096
126†	6315
127	1197

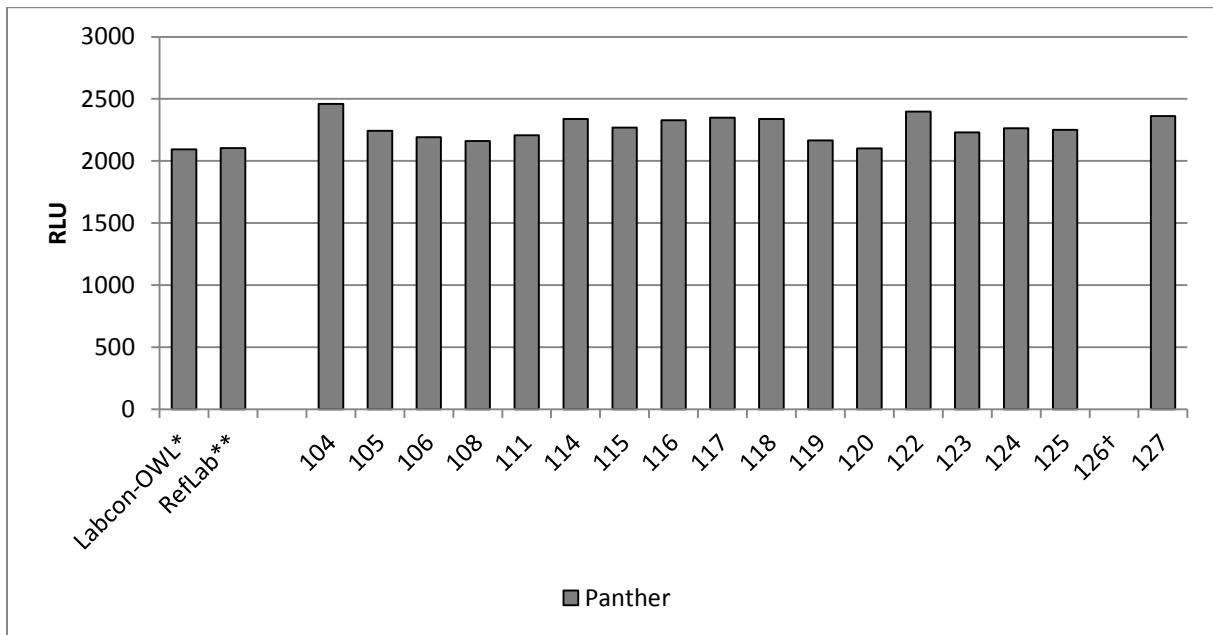
\*RLU value constantly monitored over the entire testing phase of the external quality assessment by Labcon-OWL

\*\*External Reference Laboratory in Germany

†Results for Aptima single tests of CT, not included in the diagram



**Sample 2015-07: CT positive / NG positive**



	RLU Panther
<b>Labcon-OWL*</b>	2095
<b>RefLab**</b>	2104
<b>104</b>	2461
<b>105</b>	2244
<b>106</b>	2191
<b>108</b>	2161
<b>111</b>	2208
<b>114</b>	2338
<b>115</b>	2270
<b>116</b>	2329
<b>117</b>	2348
<b>118</b>	2338
<b>119</b>	2165
<b>120</b>	2102
<b>122</b>	2397
<b>123</b>	2231
<b>124</b>	2263
<b>125</b>	2250
<b>126†</b>	6341
<b>127</b>	2363

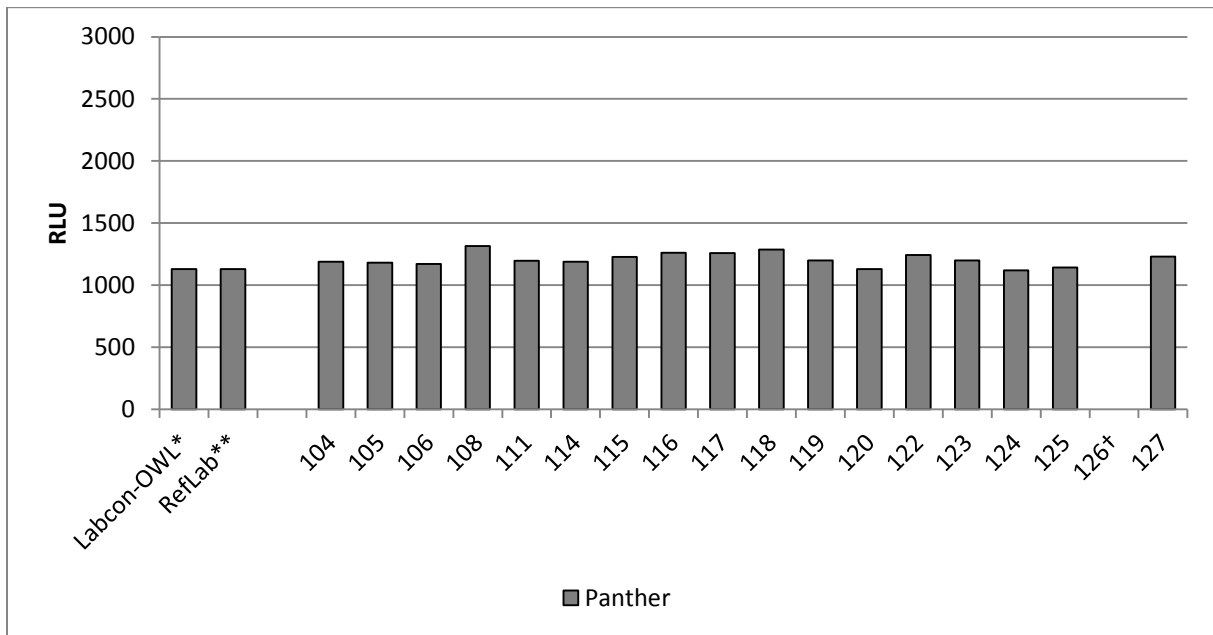
\*RLU value constantly monitored over the entire testing phase of the external quality assessment by Labcon-OWL

\*\*External Reference Laboratory in Germany

†Results for Aptima single tests of CT, not included in the diagram



Sample 2015-08: CT negative / NG positive



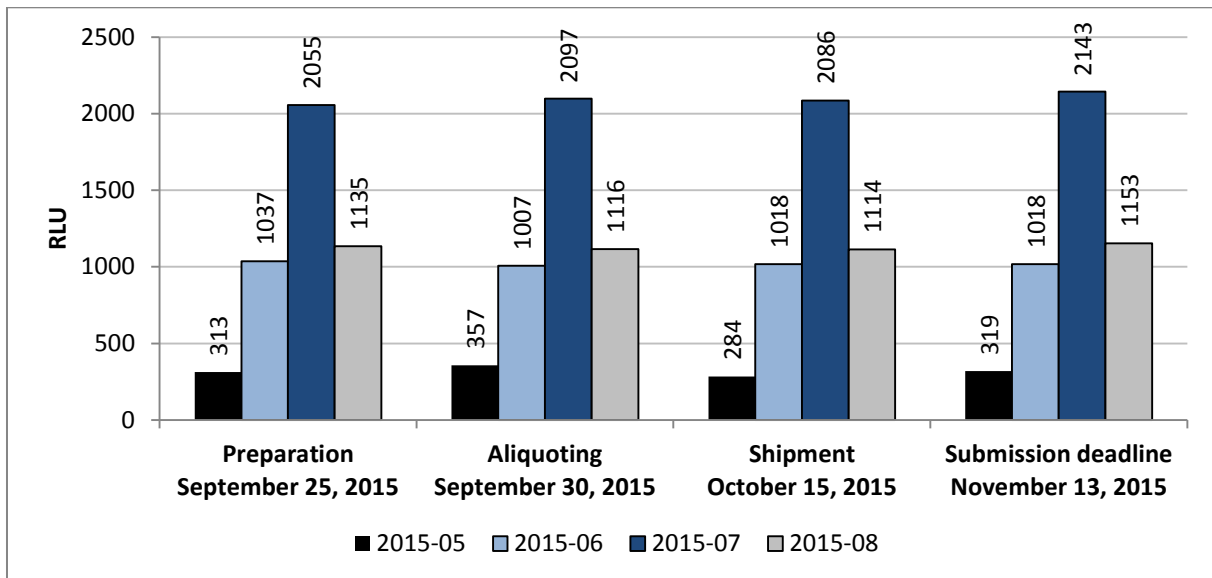
	RLU Panther
Labcon-OWL*	1130
RefLab**	1131
104	1189
105	1181
106	1170
108	1315
111	1196
114	1188
115	1227
116	1260
117	1259
118	1286
119	1199
120	1131
122	1243
123	1199
124	1120
125	1143
126†	2
127	1229

\*RLU value constantly monitored over the entire testing phase of the external quality assessment by Labcon-OWL

\*\*External Reference Laboratory in Germany

†Results for Aptima single tests of CT, not included in the diagram

## Appendix: Stability of the samples over the period of the external quality assessment



RLU values determined over the period of the external quality assessment by Labcon-OWL

The target value of all samples was confirmed and monitored in a reference laboratory in Germany before distribution. During the testing period the samples were retested three times by Labcon-OWL. The data are illustrated above. This graph shows the course of signal change for all four panel members over a period of seven weeks (storage at room temperature).